



NORWICH UNIVERSITY
MASTER OF BUSINESS ADMINISTRATION PROGRAM

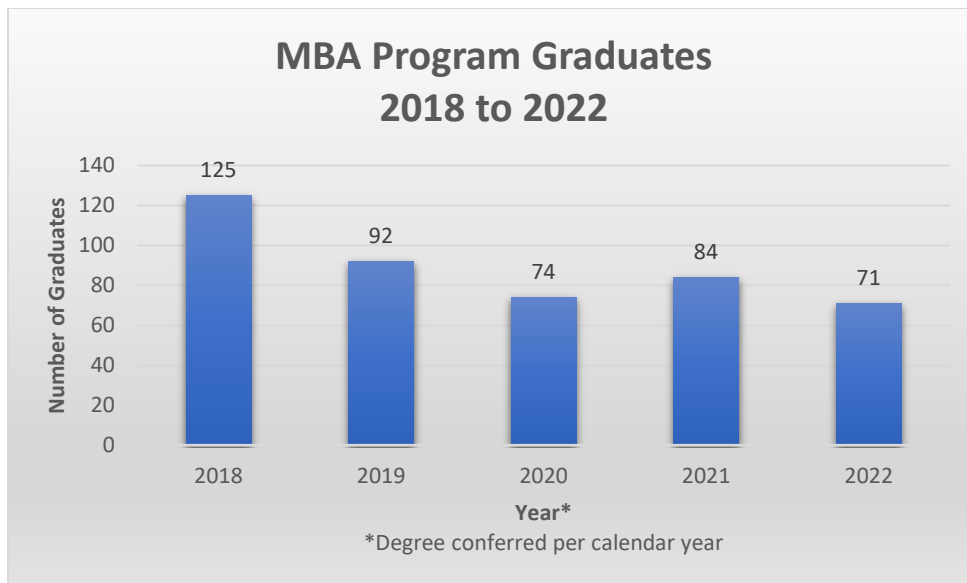
**ACBSP Assessment Results
For Public Information**

ACBSP Assessment Results for Public Information

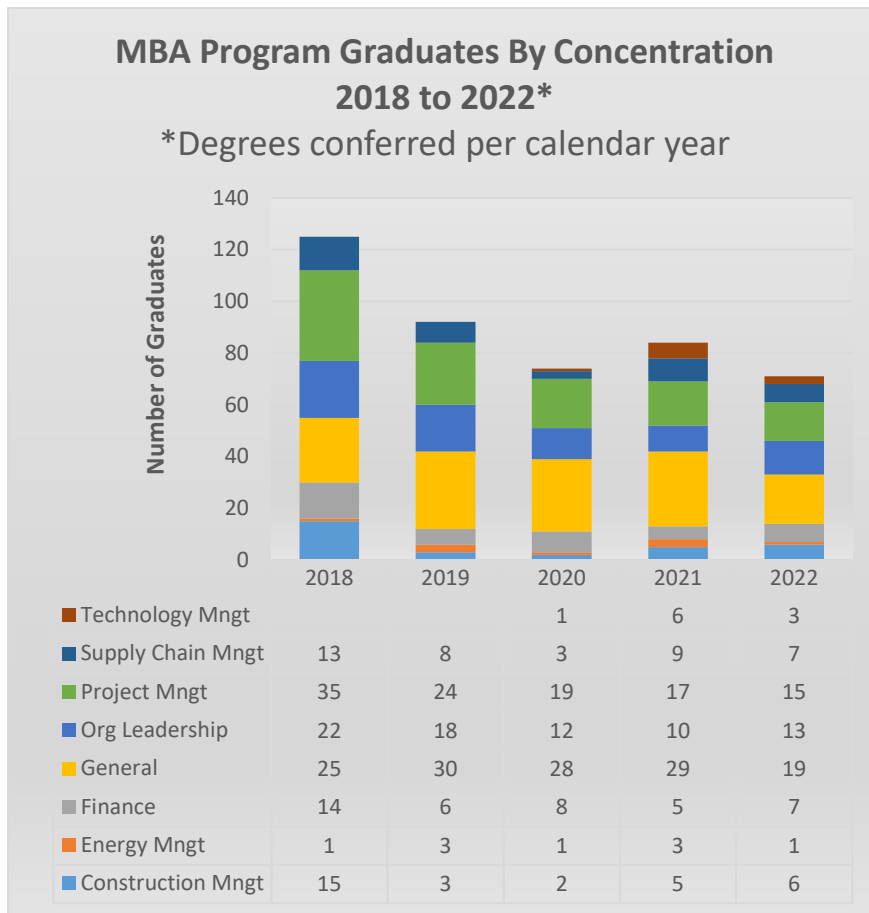
The assessment results show the performance of our students, tested at the end of program studies compared to assessment results of ACBSP-accredited programs in our region and in comparison to ACBSP-accredited programs nationally from 2015 to 2022.

Data is also provided for our program's number of graduates, graduates by concentration, and program enrollment from 2018 to 2022. Our program's student retention data is provided from 2016 to 2020.

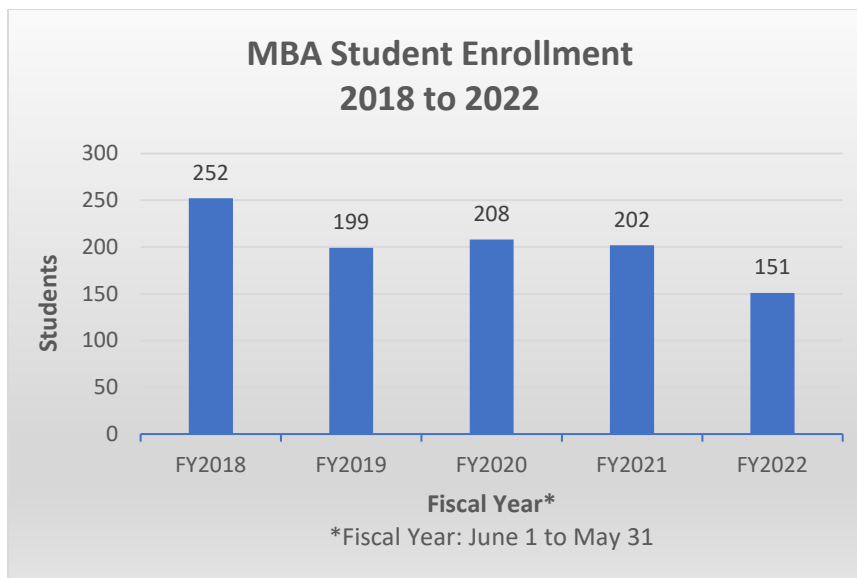
MBA Program Graduates



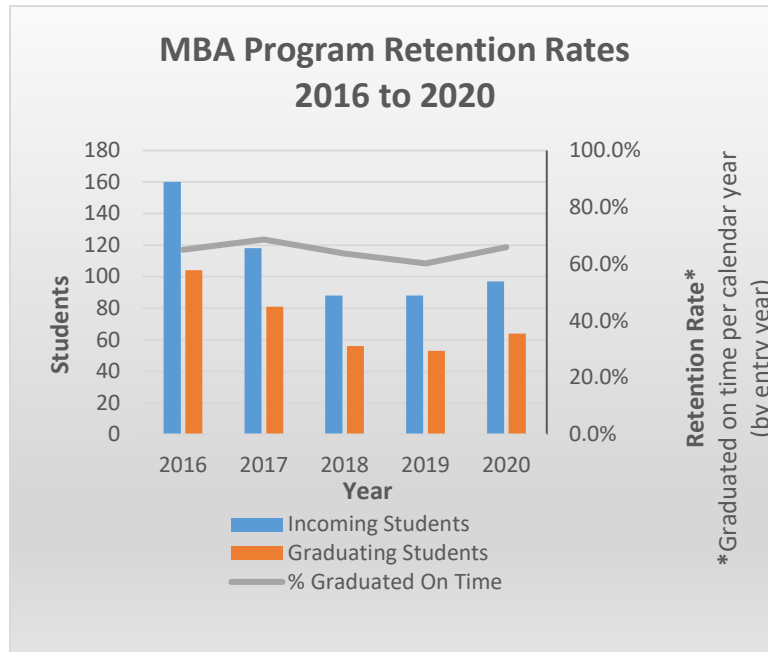
MBA Program Graduates by Concentration



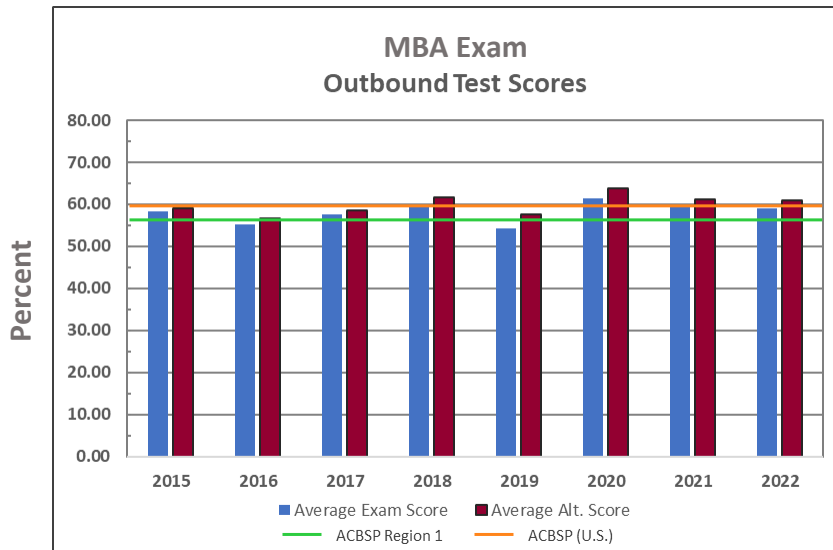
MBA Program Enrollment



MBA Program Retention



Peregrine MFT Assessments



1. The Average Exam scores represent the average score inclusive of all exam topic areas.
2. The Average Alternate Scores are filtered to exclude exam topic areas of Accounting and Economics which are not included in our required MBA curriculum.
3. The Average Exam and Alternate Exam scores are shown in comparison to the average unfiltered (i.e., all exam topic areas) ACBSP Region 1 and ACBSP (U.S.) scores.

Comparison of MBA Exam Outbound Average and Average Alternate Test Scores

Year	Average Exam Score	Average Alt. Score	Difference
2015	58.40	58.93	0.54
2016	55.15	56.63	1.49
2017	57.49	58.57	1.08
2018	59.98	61.77	1.78
2019	54.24	57.50	3.25
2020	61.39	63.78	2.39
2021	59.75	61.13	1.38
2022	59.10	60.98	1.87